





Make a Name Tag!


1. Print the page. 

2. Cut out the square. 

3. Write your name on both sides. 

4. Fold the square along the dotted lines. 

5. Design the name tag to show your personality. 

6. Display the name tag on your desk. 

7. Introduce yourself to someone!

